



City of Santa Cruz

Measure D

2016 Santa Cruz County Transportation Sales Tax **Fiscal Year 2023/24 Highlights**



FY23/24 Measure D Revenue and Expenditure Snapshot

Measure D Allocation	\$1,714,825
Interest earnings & adjustments	\$208,897
Carryover from Prior Years	\$2,400,288
Expenditures	\$1,974,096
Carryover Balance	\$2,349,914

Highlights of Measure D Investments FY23/24*

**See the Expenditure Report for full list of how Measure D was spent this year*

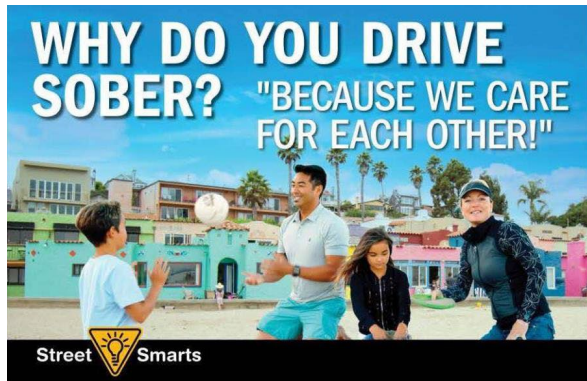
PROJECT NAME

- Description: Rail Trail Segment 7 Phase 2: construct a 0.79-mile paved bicycle/pedestrian trail along an existing rail line from the intersection of California Street and Bay Street on the west to Pacific Avenue on the east. Construction underway. Anticipated completion 2025.
- Complete Street elements: Fully separated multiuse path. Intersection improvements.
- Project Benefits: Improvements to multimodal mobility and safety.
- FY23/24 Measure D spent: \$1,448,080.57
- Total Project Cost: \$13,442.050



PROJECT NAME

- Description: Street Smarts Traffic Safety Campaign: a regional safety marketing campaign. Key messaging focuses on improving awareness of key safety focus areas. These include distracted driving, multimodal use, speed, and DUI. See materials here: <https://www.cityofsantacruz.com/government/city-departments/public-works/traffic-engineering/streetsmarts-2766>
- Project Benefits: Safety
- FY23/24 Measure D spent: \$10,000
- Total Project Cost: \$40,000



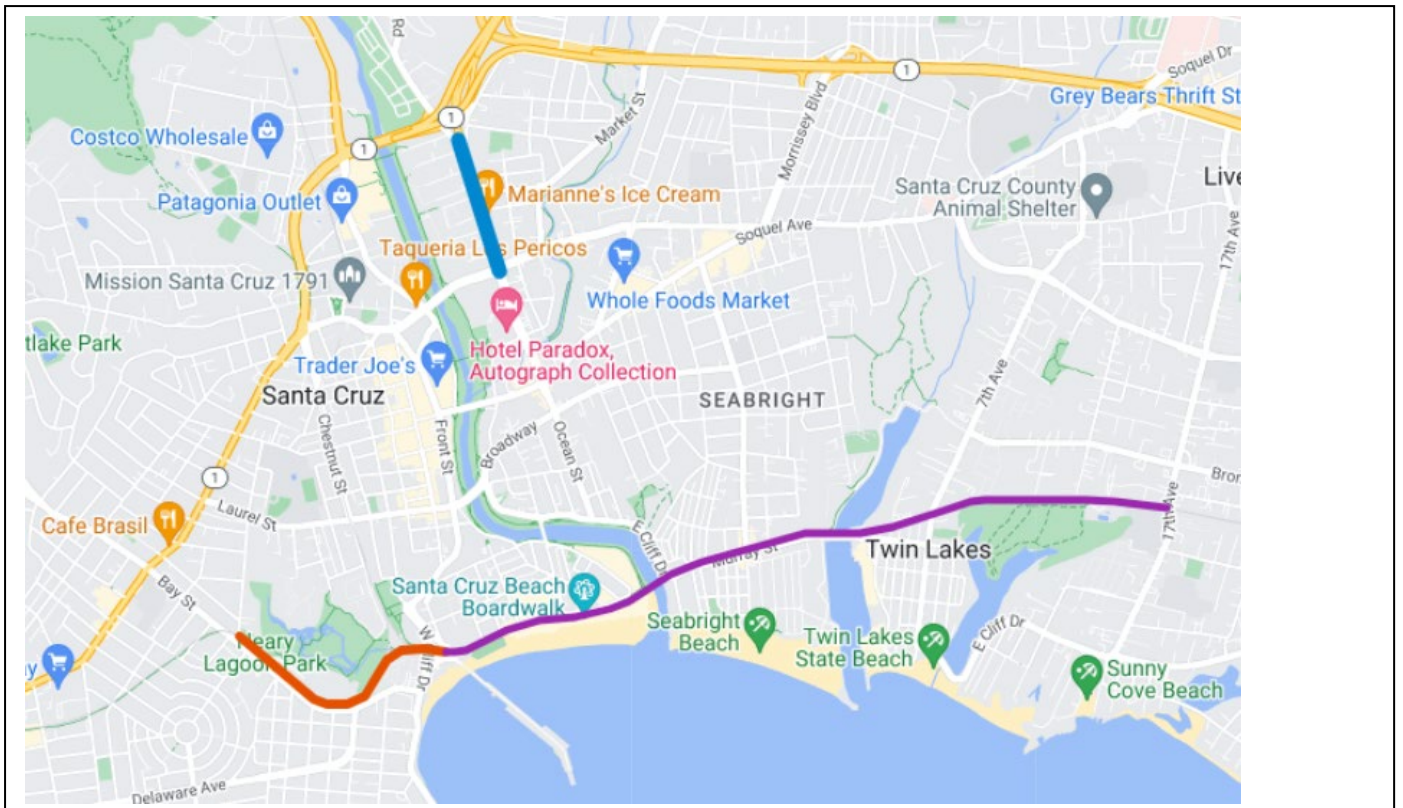
PROJECT NAME

- Description: City Arterial & Collector St Reconstruction and Overlay (Ocean Street Pavement Rehabilitation): completed rehabilitation of Ocean Street from Felker to Water. Included multimodal improvements for bike, pedestrian, and transit.
- Complete Street elements: enhanced bike lanes. Accessible curb ramps. Transit accessibility improvements.
- Project Benefits: system preservation/maintenance, safety, access, multimodal options
- FY23/24 Measure D spent: \$250,000
- Total Project Cost: \$10,674,308





- **MAP OF MEASURE D PROJECT LOCATIONS**



Leveraged Funds

The City of Santa Cruz has used Measure D revenues to serve as match and leverage grants and other funds for the following projects:

- Rail Trail Segment 7 Phase 2: leveraged \$7,305,726 ATP Cycle 5
- Rail Trail Segments 8/9: leveraged \$36.2M ATP Cycle 6
- City Arterial & Collector St Reconstruction and Overlay: leveraged \$600k RSTPx, Gas Tax, and Measure funds

Planned Investments for Carryover Balances and Future Funds

The City of Santa Cruz adopted its most recent 5-year program of projects (plan) following a public hearing at its May 31, 2023 City Council meeting. The 5-year plan identifies projects the City of Santa Cruz plans to spend carryover balances and anticipated future Measure D funds on, including:

- Rail Trail Segment 8 and 9
- City Arterial & Collector St Reconstruction and Overlay
- Bay Drive Protected Bike Lanes and Protected Pedestrian Path

For the full list of projects included in the 5-year plan visit:



<https://www.cityofsantacruz.com/government/city-departments/public-works/engineering>

Measure D Annual Report Cover Sheet - Fiscal Year 2023/24
Measure D Recipient Agency: City of Santa Cruz

Dear Measure D Taxpayer Oversight Committee: The City of Santa Cruz is pleased to present the following information demonstrating compliance with the voter-approved Measure D Ordinance, Strategic Implementation Plan (SIP), agreements and guidelines. Collectively they make up the Measure D annual report for recipient agencies.

Measure D Financial Information	
FY23/24 Formula Allocations	\$1,714,825
Beginning Balance (unspent prior years Measure D Revenues/carryover and Interest)	\$2,400,228
Interest earned in FY23/24 (including interest earned on balances carried over from prior years)	\$208,897
Total Measure D Funding Available in FY23/24	\$4,324,010
Total Measure D Funds Spent in FY23/24	\$1,974,096
Total Measure D Balance (Rollover to <u>FY24/25</u>)	\$2,349,914
Measure D Compliance Documents – Check with “x” documents included	
1. FY23/24 Annual Report Cover Sheet <i>(this document)</i>	X
2. FY23/24 Audited Financials for Measure D funds <i>(see “Measure D Audit Guidance” for additional information)</i>	Attached
3. FY23/24 Expenditure Report Spreadsheet: List of projects that Measure D formula funds (direct allocations) were spent on. <i>(Note-use of regional Trail, Highway Corridors, Hwy 9/SLV, and Rail category funds are reflected in the RTC’s Annual Report and do not need to be included in local agency Expenditure Reports.)</i>	Attached
a. If applicable – Grouped projects supplemental information: If the expenditure report includes any grouped projects (e.g. citywide roadway repairs, countywide transit service), attach a supplemental list of specific locations (road names, project limits, and length or	Paving: C400809 Arterial and Collector: Measure D contributed \$250,000 to the Ocean Street Rehabilitation project. C400810: Measure D contributed \$21,720 towards preconstruction activities for future years local roadway rehabilitation.

routes/areas served) where work was done.	
4. Annual Report Highlights (see separate template Word file)	Attached
5. Map: Attach or provide web link to projects funded by Measure D	See Highlights doc
6. Performance Measures Report Spreadsheet	Attached
7. 5-Year Program of Projects (5-Year Plan) (Attach the PREVIOUS 5-Year Plan adopted in Spring/Summer 2023, covering the work performed in FY23/24.)	Attached
8. Ongoing Public Outreach for Projects Using Measure D Funds	
<p>a. Description of Public Outreach/Process: (Describe outreach conducted during the reporting year to inform Santa Cruz County taxpayers as to how your agency is using or plans to use Measure D funds. Note, this is not about adoption of the 5-Year Plan. Per Article III.A.3.)</p> <p>Prominent signage posted at the Monterey Bay Sanctuary Scenic Trail Segment 7 phase 2 construction.</p> <p>Prominent signage posted on site and on work vehicles during Ocean Street paving rehabilitation project.</p> <p>Measure D messaging as part of ongoing Street Smarts traffic safety marketing campaign.</p>	
<p>b. Sample(s) of public outreach on Measure D-funded projects conducted during the reporting year (Note, this is not about adoption of the 5-Year Plan. Attach samples or provide links to outreach)</p>	<p>During this reporting year, funded projects were not in an outreach and engagement period. All projects funded this reporting year had previous outreach activities. This included multiple community events, environmental review, multiple commission and council dates.</p> <p>Street Smarts in and of itself if an outreach tool.</p>
<p>c. Website with Measure D information (per Article III.A.7.)</p>	<p>Web address: https://www.cityofsantacruz.com/government/city-departments/public-works/engineering</p>

<p>d. News Article: <i>(Attach a copy of or weblink to at least one news article or press release about Measure D-funded projects in the past fiscal year. News release should inform public that project is funded by Measure D. Per Article III.A.8.)</i></p>	<p>https://kion546.com/news/2022/06/30/construction-of-coastal-rail-trail-segment-begins-in-july/</p>
<p>e. Signage: <i>(Attach photos providing evidence that you displayed the Measure D logo on signs at construction sites, and on purchased vehicles, and optionally on public education materials/websites. See “Measure D: Sign Specifications” for additional signage guidance. Per Article III.A.6.)</i></p> 	
<p>f. Evidence that the 5-year program of projects adopted in CY2023 and subsequent decisions programming & budgeting Measure D funds were approved through a public process. <i>(List webpages/links and dates of decisions or attach staff report, resolutions, public hearing notice, committee meetings, etc)</i></p>	<p>Attached staff report</p>
<ul style="list-style-type: none"> Date of 5-Year Plan Public Hearing soliciting input on 5-Year Plan <i>(per Article III.A.4.)</i> 	<p>Date: 3/21/2022 Transportation and Public Works Commission</p>
<ul style="list-style-type: none"> Date annual 5-year Plan approved by Governing Board <i>(Attach or provide link to supporting documents: Public hearing notices, meeting agendas/staff reports,</i> 	<p>Date: 6/13/2023 City Council</p> <p>Attached Staff report</p>

other meetings where use of Measure D funds discussed)	
g. Photos: (Attach before/after and construction photos if available of projects/work done in the reporting year.)	See Highlights doc
h. Fact Sheets on larger projects: (Attach more detailed fact sheet on large projects (includes public information such as project name, description of work to be done, location, project benefits/purpose, schedule, graphics/maps, complete streets components/consistency, total cost & funding, including info on if Measure D was used to leverage other grants/funds).	Fact sheets for Rail Trail 7 Phase 2 and Segments 8/9 will be included in the RTC MBSST/Active Transportation category expenditure reporting
9. Maintenance of Effort	
a. FY23/24 LOCAL funds spent on transportation projects, operations, and/or services (exclude grants and formula state & fed funds - HUTA, TDA, SB1, STA, etc.)	\$3,658,677
b. Maintenance of Effort Baseline (average amount of <u>local</u> funds spent on transportation projects in 3-5 fiscal years ending June 2017)	\$3,434,181
c. If Local funds expended in the reporting year were lower than Baseline amount, explain why:	
d. Evidence of MOE (Attach MOE form/template, MOE documentation provided to State Controller Office OR other document showing Measure D is not supplanting other funds).	Attached
10. Planned Use of Fund Balances & Potential Liabilities	
a. Fund Balances, Carryover Projects, and Description of planned, longer-term and future uses of Measure D revenues, if known. (Describe planned use of balances. May include carryover projects, planned, longer-term and future uses of Measure D revenues, if known, potential cost increases, etc.) Planned longer term projects include <ul style="list-style-type: none"> • Monterey Bay Sanctuary Scenic Trail Segments 8 & 9: multiyear project • Bay Drive Protected Bike Lanes and Pedestrian Path: multiyear project • City Arterial and Collector Street Reconstruction and Overlay: ongoing project to improve the PCI of City roadways • City Residential and Collector Street Reconstruction and Overlay: ongoing project to improve the PCI of City roadways 	

b. Future Liabilities: *(Describe possible liabilities, including information on how future costs for projects not yet completed are anticipated to be funded.)*

Monterey Bay Sanctuary Scenic Trail Segments 8 & 9: multiyear project. As design and right of way phases advance, continued cost estimating will be completed. As potential cost overruns are identified, City, County, and RTC will assess strategies for project delivery.

Contacts: Designated staff available to report on or answer any and all inquiries in regard to Recipient Agency's audit, projects and expenditures, and/or compliance with Measure D before the RTC and/or the Measure D Taxpayer Oversight Committee or RTC advisory committees, as applicable.

Name	Title	Phone/email
Claire Gallogly	Transportation Planner	420-5107/ cgallogly@santacruzca.gov
Matt Starkey	Transportation Manager	420-5182/ mstarkey@santacruzca.gov
Edward Torres	Accountant II	420-5087/ etorres@santacruzca.gov
Nicholas Gong	Finance Manager	420-5058/ ngong@santacruzca.gov

Required Attachments:

- ☐ Measure D Audited Financial Statement
- ☐ Expenditure Report (spreadsheet)
 - ☐ Details for grouped projects, if applicable and not provided above (e.g. location/limits, summary of work done, schedule)
- ☐ Measure D Annual Report Highlights
- ☐ Map(s) of Measure D-funded projects
- ☐ Performance Measures Report (spreadsheet)
- ☐ Measure D 5-Year Program of Projects
- ☐ Evidence of public outreach/process for Measure D expenditures (e.g. notices, news releases, board resolutions/staff reports, etc. Links to documents okay.)
 - ☐ News Article or News Release about projects funded by Measure D
 - ☐ Signage photos
- ☐ Photos of project locations (before/after)
- ☐ Fact Sheets for major projects
- ☐ Maintenance of Effort Compliance Spreadsheet or other evidence

\\rtcserver2\shared\measured\fiscal\expenditurereports\3c. annual cover sheet - updated.docx

3.

MEASURE D EXPENDITURE REPORT - Direct AllocationsReporting Year **FY23/24**Recipient Agency **City of Santa Cruz**

#	Project Name	Project Description/Location		FY23/24 Measure D Expenditures	Leveraged Funds, if any		Total Project Cost
		Project Description <i>(may include additional project components, ex. complete streets, traffic calming, crossing improvements, drainage upgrades, etc.)</i>	Location/Limits (if grouped project, list each location/limit)		Leveraged Fund Amounts <i>(grants & other funds where Meas. D used as match)</i>	Leveraged Fund Source(s) Name(s)	
	p402001 - Street Smarts Traffic Safety Program		Citywide	10,000.00	\$30,000	Local grant-\$30k	\$ 40,000
	c401413 - MB Sanctuary Scenic Trail Segment 7		Wharf roundabout to Bay/California	1,448,080.57	\$ 10,480,800	State Capital Grants-ATP \$7,305,726; Contributions \$49,127; Transfer from Wastewater \$550,000; Transfer from IIG-AHSC Fund \$400,000; Local capital grant - SCRTC \$2,175,947	\$ 13,442,050
Subtotal				\$ 1,458,081	\$ 10,510,800	-	\$ 13,542,050
	c401804 - MB Sanctuary Scenic Trail (Rail Trail) Segment 8 & 9 - City		Wharf roundabout in City of Santa Cruz to 17th Avenue in County of Santa Cruz	161,067.32	\$ 40,236,000	Federal Grant-\$36.2M; Local Capital Grant-SC County \$200k; Measure D County \$1.5M; Local Capital Grant - \$2.4M	\$ 41,736,000
	c400809 - City Arterial & Collector St Reconstruction and Overlay		Ocean Street from Felker/Plymouth to Water	250,000.00	\$ 10,424,308	\$600,000 RXTPX; \$3,134,827 Gas Tax Tax; \$6.7M Measure H	\$ 10,674,308
	c400810 - City Residential & Collector St Reconstruction and Overlay		Pine Place alleyway	21,720.00	\$ 1,801,119	Measure H	\$ 1,801,119
	Non-project expenditures in the fund	Staff time implementing Measure D projects		83,228.00			
Total				\$ 1,974,096	\$ 63,090,869		\$ 67,872,119

FY 23/24
Measure D
Revenues

\$ 1,923,720.34

MEASURE D EXPENDITURE REPORT

#	Project Name	Consistency with 5-year plan		Stats - if applicable				Other
		Project in approved 5-year plan? (yes/no)	If not in 5-year plan or different amount or scope, why different?	New Bike Lane Miles	New Ped Path or Sidewalk Miles	Miles of pavement rehab/repair (pothole, seals, etc)	If Complete Streets not incorporated into project, why not?	Other Notes or Information (optional)
	p402001 - Street Smarts Traffic Safety Program	Yes	n/a	n/a	n/a	n/a	n/a	
	c401413 - MB Sanctuary Scenic Trail Segment 7	Yes		n/a	.8 miles	n/a	n/a	
	Subtotal							
	c401804 - MB Sanctuary Scenic Trail (Rail Trail) Segment 8 & 9 - City	Yes		n/a	2.2	n/a	n/a	
	c400809 - City Arterial & Collector St Reconstruction and Overlay	Yes				0.4	n/a	
	c400810 - City Residential & Collector St Reconstruction and Overlay	Yes						
	Non-project expenditures in the fund	No	This is staff time for project managers to implement Measure D projects. This will be included in future years 5 year plans for greater transparency					This is staff time dedicated to transportation projects. This includes projects including rail trail, paving, planning, and fund seeking to match Measure funds
	Total			0.00	2.20	0.00		

Measure D: Neighborhood Projects Program (Funds to Cities and County for Local Streets and Roads - LSR)**Performance Measures**

AGENCY:

City of Santa Cruz

Measure D recipients are to document the performance and benefits of the projects and programs funded with Measure D funds. The following performance measures are a selection of performance standards to be documented by the recipients, as applicable. Additional or alternate performance measures may be provided or requested by the RTC or recipients.

Submittal date

2/21/2025

Performance Measure	Performance Metric and Standard		Corrective Action
	Baseline (2016) or Prior Year	Current	
Pavement State of Repair	Track jurisdiction-wide Pavement Condition Index (PCI), which rates the "surface condition" of local streets from 1 to 100, at least every three years.		Any agency with a falling PCI must provide an explanation. If the PCI drops, specify what funding amounts, policies, or other needs are required to enable increasing the PCI to 60 (fair) or above.
Average Network PCI (0-100)*	65	63	Applying for different funding sources in order to rehabilitate failing arterials, collectors, and residential streets. Secured funds include RSTPx and STIP for future paving cycles.
Date of PCI Analysis (month/year)	Sep-18	Jun-23	
Miles repaved in most recent FY (using all funds, not just Measure D)	1.04	2000LF	
Miles agency plans to repave in next FY (using all funds, not just Measure D)	3.64	4.6	
Total centerline miles in jurisdiction	134.34	134.34	
Complete Streets Implementation			Provide an explanation if less than 20% of Measure D funds are spent on bicycle and pedestrian facilities.
Percent of annual Measure D funds used to support bicycling and walking.	100%	80%	N/A
Number of linear feet or lane miles of bicycle facilities built or maintained (bike lanes, bike routes, multi-use pathways) w/Meas D	1.00 Mile of bike lanes improved	3 Miles of bike facilities with underway improvements (Rail Trail Segments 7, 8, 9). Installed enhanced bicycle facilities on ~2,000 linear feet of Ocean Street.	
Number of pedestrian projects completed (linear feet of sidewalks, number of crossing improvements/stripping, quantify traffic calming items, lighting, landscaping/streetscape, number of curb/ADA ramps, linear feet of trail/pathway built or maintained) w/Meas D	26 EA - ADA Compliant Curb Ramps 20 EA - Street crossings improved	New ADA accessible curb ramps (20) in Ocean Street paving project	
Describe how school access was improved for children bicycling and walking, which may include collision data, w/Meas D	Prior Year: utilized Measure D funds as a match to secure substantial grant funding to improve school access. Construction occurs in various years per grant guidelines.	Measure D funds construction of the Rail Trail, grant match for ATP and other sources that includes comprehensive school and community based programming to increase walking and biking, Street Smarts Traffic Safety campaign, bike lockers, and improved bike/ped facilities as part of regular paving projects.	
Capital Project and Program Investment	Investment into capital projects and programs is greater than funding program administration (outreach, staffing, administrative support)		Any agency expending less on capital investments than on staffing and administration must explain how capital investments will increase in the subsequent years.
Amount of Meas D expended on capital projects and programs by phase (design, right-of-way, construction and capital support)	Prior: Measure D funds were used on Construction Phase of Rail Trail Segment 7 Phase 2, and school based bike/ped education	Current Year: Rail Trail Segment 7 Phase 2: \$1,448,080.57 CON Rail Trail Segment 8 and 9: \$161,067.32 PSE and ROW City Arterial and Collector Residential Streets: \$250,000 CON City Residential and Collector Streets: \$22K Design Street Smarts: \$10K programming	N/A
Leveraged Funds	Report total grants and other funding secured using Measure D as a match.		Explain if Measure D funds fully funding all projects.
Amount of competitive grants secured using Measure D as match	Prior years: Rail Trail Segment 7 Phase 2 utilizes City and RTC Measure D as match.	Rail Trail utilizes City and RTC Measure D as ATP match. Ocean Street utilized RSTP as a match. City Residential Streets utilizes local Measure Funds to leverage.	Note: large capital grants typically take more than one year to complete. This is the case for Rail Trail segments. This shows up over multiple reporting years

City of Santa Cruz Measure D - Proposed 5 Year Project Funding List FY24-28 (plus previous 6 program years)

Project Title	Project No.	FY18	FY19	FY20	FY21	FY22	FY23	FY24	FY25	FY26	FY27	FY28	Project Funding Summary - All Years (FY24-28)	Supporting Grants & Local Funding
Bicycle and Pedestrian Projects														
Bay Dr. Protected Bike Lanes & Pedestrian Path	c402301							\$ 100,000	\$ 150,000				\$ 250,000	\$ 600,000
Broadway Complete Streets	NEW								\$ 150,000				\$ 150,000	
Downtown Bike Locker Replacement Program	c401812	\$ 50,000	\$ 100,000					\$ 50,000					\$ 50,000	\$250,000
Market Street Bikelanes and Sidewalk	c401806											\$ 200,000	\$ 200,000	\$ 800,000
MB Sanctuary Scenic Trail (Rail Trail) Segment 7 - Phase 1 & 2	c401413	1,100,000		\$ 1,000,000		\$ 1,150,000								\$ 14,100,000
MB Sanctuary Scenic Trail (Rail Trail) Segment 7 - Phase 3	c402208			\$ 1,000,000		2,410,800								
MB Sanctuary Scenic Trail (Rail Trail) Segment 8 & 9	c401804							2,370,000					\$ -	\$ 2,400,000
								1,500,000					\$ 2,370,000	
								1,500,000					\$ 1,500,000	\$ 43,000,000
MB Sanctuary Scenic Trail (Rail Trail) - Maintenance	m402001				\$ -	\$ 20,000	\$ 20,000	\$ 34,000	\$ 35,000	\$ 49,000	\$ 51,000	\$ 53,000	\$ 222,000	\$ 300,000
Ocean-Plymouth Multi-Modal Improvements	c402210									\$ 200,000	\$ 300,000		\$ 500,000	\$ 1,500,000
SR2S and Youth Bike Safety Programs	g401901		\$ 33,000	\$ 88,000	\$ 83,000	\$ 35,000	\$ 35,000	\$ 35,000	\$ 35,000	\$ 35,000	\$ 35,000	\$ 35,000	\$ 175,000	Varies per year
Street Smarts Traffic Safety Program	p402001					\$ 15,000	\$ 10,000	\$ 10,000	\$ 10,000	\$ 10,000	\$ 10,000	\$ 10,000	\$ 50,000	\$ 30,000
Active Transportation Program Projects	Complete	\$ 100,000												
Chestnut St Storm Drain Replacement	Complete						\$ 250,000							\$500,000
COVID Slow Streets Program	Complete				\$ 65,000									
Pacific Ave Sidewalk between Front and Second-	Complete													
SLR Parkway Phase III - Trestle Trail Widen -**	Complete	\$ 500,000												
		\$ 500,000	\$ 668,560											
Swanton Blvd Multi-use Path--	100% Grant Funded													
Street Reconstruction and Paving Projects														
City Arterial & Collector St Reconstruction and Overlay *	c400809	\$ 250,000	\$ 156,000	\$ 300,000	\$ -	\$ -	\$ 650,000	\$ 600,000	\$ 700,000	\$ 700,000	\$ 700,000	\$ 700,000	\$ 3,400,000	Varies per year
City Residential & Collector St Reconstruction and Overlay *	c400810	\$ 250,000	\$ 156,000	\$ 300,000	\$ 300,000	\$ -	\$ 650,000	\$ 500,000	\$ 500,000	\$ 500,000	\$ 500,000	\$ 500,000	\$ 2,500,000	Varies per year
Total City Measure D Allocation Request		\$ 1,150,000	\$ 1,113,560	\$ 1,688,000	\$ 448,000	\$ 2,460,800	\$ 1,595,000	\$ 2,795,000	\$ 1,545,000	\$ 1,445,000	\$ 1,745,000	\$ 1,645,000	\$ 9,175,000	(FY24-28)
Total RTC Measure D Allocation Request		\$ 1,600,000	\$ -	\$ 1,000,000	\$ -	\$ 1,170,000	\$ 30,000	\$ 2,404,000	\$ 35,000	\$ 49,000	\$ 51,000	\$ 53,000	\$ 2,592,000	(FY24-28)
Total County Measure D Allocation Estimate								\$ 1,500,000					\$ 1,500,000	(FY24-28)
City Measure D Apportionment Estimate		\$ 1,462,000	\$ 1,349,000	\$ 1,292,000	\$ 1,521,000	\$ 1,640,000	\$ 1,641,000	\$ 1,717,000	\$ 1,760,000	\$ 1,813,000	\$ 1,868,000	\$ 1,925,000	\$ 9,083,000	(FY24-28)
Spent per Annual Report		\$ 686,526	\$ 1,175,175	\$ 476,998	\$ 633,574									

Revised 05.28.2023

MB Sanctuary Scenic Trail (Rail Trail) Segment 7 funding was increased by \$1.520 M from SCCRTC Measure D and increased by \$1.810 M from City Measure D to fully fund Phase 2 due to increased costs from inflation. FY21 and FY 22 funding was reduced in the City Street Reconstruction projects by \$1.47M, Swanton Blvd Multi-Use Path by \$0.2 M and the completed Pacific Ave Sidewalk \$0.148 M.

Items with asterisk include enhanced bike and pedestrian facilities in excess of status quo. This is true from FY 24 forward

Rail Trail Maintenance is the amount upto which RTC will reimburse the City, but only up to half the total maintenance cost.

Apportionment info from: <https://sccrtc.org/wp-content/uploads/2022/04/Attachment-5-Five-year-estimates-to-direct-recipient.pdf>.



City Council AGENDA REPORT

DATE: 05/31/2023

AGENDA OF: 06/13/2023

DEPARTMENT: Public Works

SUBJECT: Measure D Expenditure Plan: FY 2024-2028 (PW)

RECOMMENDATION: Motion to approve the proposed Measure D Five-Year Expenditure Plan for FY 2024-2028.

BACKGROUND: Measure D, the countywide transportation ballot measure, was approved by Santa Cruz County voters on November 8, 2016. Funding is restricted to five transportation categories of projects: neighborhood projects, transportation for seniors and people with disabilities, highway corridors, active transportation, and the rail corridor. The Regional Transportation Commission (RTC) is responsible for the implementation and administration of the measure.

The Expenditure Plan categories include formula funding allocations to local jurisdictions under the “Neighborhood Category.” The City of Santa Cruz (City) is projected to receive \$1,717,000 in FY 2024 and \$ 9,083,000 over the FY 2024-2028 five-year period. The City has requested and been approved for Measure D funds allocated to the RTC for funding the Coastal Rail Trail within the City’s Segments 7, 8 and 9, some rail trail maintenance funds, and the Street Smarts Traffic Safety Program.

The City Council has approved the past Measure D Five-Year Expenditure Plans and has entered into a master funding agreement with the Santa Cruz County Regional Transportation Commission (SCCRTC). The City must enter into project agreements with RTC for each project that receives RTC Measure D funds. The Measure D program also requires an annual audit and final report that is reviewed by RTC staff and its oversight committee.

DISCUSSION: In order to move forward with receiving funds, local agencies are required to hold a public hearing to annually develop a five-year program of projects. The public hearing was held on April 17, 2023 before the Transportation and Public Works Commission (TPWC). By motion, the TPWC recommended that the Council approve the proposed Measure D Five-Year Expenditure Plan for FY 2024-2028, and recommended that Council consider moving the Broadway Complete Streets Projects FY 2028 funding to FY 2026 and move either Market Street Bike Lanes and Sidewalk or Ocean-Plymouth Multi-Modal Project out years as needed. Based on the Commission’s comments, Staff is proposing to move Broadway Complete Streets to FY 2025 and Market Street out to FY 2028, with the understanding that the Measure D five-year program is reviewed and reprioritized yearly.

The five-year program must meet the RTC guidelines, be consistent with the master funding agreement and must demonstrate that these funds will be used to enhance, not replace current transportation investments. A “Maintenance of Effort” report is developed annually to address this last requirement and may include performance measures. Additional details on the requirements and policies can be found on the RTC webpage (www.sccrtc.org). Staff is proposing a few changes to the budget based on the newest revenue projections.

Attached is the City’s Measure D Proposed 5-Year Project Funding List for FY 2024-2028 which also includes the approved allocations in the previous fiscal years and committed RTC and County of Santa Cruz Measure D for Coastal Rail Trail Segment 7, 8, and 9. It includes the grant amounts that Measure D is used to match that are approved and proposed. Changes to this year’s project list include adding one new project, Broadway Complete Streets in FY 2028, and deletion of Swanton Blvd. Multi-Use Path. The scope of the new project is not defined at this time but proposed funding may be used as local match for a future grant and will include traffic measures to enhance the bicycle and pedestrian experience. Measure D funding for Swanton was used as a local grant match the past several years. This year the City was successful and awarded an Active Transportation Program Cycle 6 grant to fully fund the project without the need for a local match.

The proposed City funded projects are approximately split 50-50 between local street paving and ATP projects over the five-year allocation period, though funding has been transferred from the paving to Active Transportation projects when costs have exceeded the adopted budget. The street reconstruction and paving projects also include new access ramps, sidewalk repairs, and enhanced bike lane and crosswalk striping that comprise anywhere from 5-20% of the paving project cost. This augments the City Measure D share for active transportation.

Projects and programs implemented in the past year or so with Measure D funds include MB Sanctuary Scenic Rail Trail Segment 7 Phase 2, Street Smarts, SR2S Youth Safety and street rehabilitation on Chestnut Ave with bike enhancements and other streets. Other grant funding was used on many of these projects.

Measure D approval recognized the need for a new funding source to better fund street reconstruction, overlay and other paving methods, and critical infrastructure maintenance that benefits all mobility uses. Even with Measure H (another sales tax) approved many years ago by City residents, occasional state grants and gas tax, the current funding only covered about half of the City’s paving needs. Measure D and the passage of SB 1, the Road Repair and Accountability Act of 2017, is funding a more robust City paving program that now meets about 70% of our needs, as well as other street related improvements, such as storm drain reconstruction, in the coming years.

The five-year project funding list will be modified annually based on project schedules, cost estimates, and new project requests. The funding is incorporated annually into the Capital Investment Program (CIP) for projects and Public Works operating budgets for maintenance and programs.

FISCAL IMPACT: The COVID-19 pandemic did impact Measure D revenues though current allocations and projections reflect a smaller impact than previously anticipated. Measure D continues to have a very positive impact on the City’s transportation budget by providing critical transportation revenue to the City’s CIP and will be used advantageously to match additional

transportation grants. In addition, funding from the SCCRTC Measure D allocation for the Rail Trail projects will assist with implementing the projects in the City.

Prepared By:
Chris Schneider
Senior Professional and
Technical Assistant

Submitted By:
Nathan Nguyen, P.E.
Director of Public Works

Approved By:
Matt Huffaker
City Manager

ATTACHMENTS:

1. CITY MEASURE D PROPOSED 5-YEAR PROJECT FUNDING LIST.PDF

Measure D Maintenance of Effort (MOE) Baseline Calculation Form

Jurisdiction:

City of Santa Cruz

Calculation of Annual Average Transportation Expenditures/Baseline MOE:

Revenue Sources by Expenditure Category (update source names & categories as appropriate for your agency)

e.g. categories: Fixed-Route Service, paratransit service, streetsweeping, pavement, bike, ped, etc.

REVENUES - Enter the total revenues expended in previous Fiscal Years (for transportation) from all local sources and state/fed formula		FY23/24
State Aid		
Total Gas Tax (HUTA)		1,745,427.74
Motor Vehicle License Fee (In-Lieu-Tax)		79,956.75
HUTA loan repayment/SB1		1,670,451.00
RMRA		3,495,835.49
Total State Aid		
Developer/Impact Fees		
General Fund Monies used for Street Purposes		
Monies made available from City and Local Sources		
General Fund monies used for street purposes non-projects		4,234,708.00
complete c401417 - Transfers from the General Fund		
complete c401420 - Transfers from the General Fund		
General fund monies used for street purposes 311-40 (Other Revenue transfer-in minus expenses)		433,544.00
c400809 - Transfer from the General Fund		
complete c401307 - Transfer from the General Fund		
c400810 - Transfer from the General Fund		
c401418 - Transfer from the General Fund		
complete c401419 - Transfer from the General Fund		
m400819 - Transfer from the General fund		
complete c401505 - Transfer from the General Fund		
c401501 - West Cliff Revetment Repair - Transfer from GF		805,999.71
c402407 - West Cliff Drive Bethany Curve Culvert		300,000.00
General Fund monies - Transfer from GF CIP reserve		1,391,169.00
General Fund monies - Transfer from General Fund to 317 (Arterial St)		1,000,000.00
General Fund Monies used for Street Purposes 317 (Gas Tax Revenue transfer-in minus expenses)		
Total General Fund monies used for Street Purposes		8,165,420.71
Annual MOE Revenue Per Year		11,661,256.20

Average Annual MOE Revenues

MOE Baseline (Average of last 3 to 5 years)

Excluded special one-time grants		
c401001 - Regional Surface Transportation - (RSTP)		
c400809- Regional Surface Transportation - (RSTP)		
c401514 - Citywide Traffic Signal Impr. STIP-other federal aid (Complete)		
c401615 Bay Street Sidewalk Completion Infill - STIP -other federal aid (Complete)		
c401616 Bay and King St. Protected Left Turns - STIP-other federal aid (Complete)		
c401801 HSIP Crossing Improvements - Federal		
c400809/c400810 - Measure H		
c401413 STIP		
c401013 Citywide Streetlight LED Retrofit - Federal - ARRA (Complete)		
c401211 - Westlake - Federal State Routes to School - Federal -FHWA (Complete)		
c401413 MB Sanctuary Scenic Trail (Rail Trail) - StIP		
c401804 MB Sanctuary Scenic Trail 8&9 - STIP		
c401902 - Pacific Avenue Sidewalk - Front to Second		
c409321 - Murray Street Bridge Seismic Retrofits		158,810.38
c400805 - State Route 1/9 Impr. - RSTP		259,773.52
Total Excluded one-time grants		418,583.90
Other State Aid		
c401402 - Acquisition of Citywide Streetlights		
c401113 - Safe Routes to School		
c401617 - Safe Routes to School		
c400824 - Bay Street Emergency Repair		
c401505 - Chestnut Street Storm Drain		
m401302- Bridge Maintenance		
c400805 - State Route 1/9 Impr. - STIP		259,773.52
c400809-City Arterial and Collector St. Reconstruction - RXTPX funds		600,000.00
c401903 - Downtown Intersection Improvements		
g402201 - OTS Pedestrian & Bicycle		

g402001 - Local Roadway Safety Plan	
c401807 - SLR Parkway Phase III - Measure D	
c401807 - State Resource Agency	
Total Other State Aid	859,773.52
Federal Aid	
CDBG Grant	
Total Federal Aid	
Other Federal Aid	
RDA contributions	
c401211-Westlake-Federal State Routes to School Program	
c401617 - Safe Routes to School	
c4015501 - Federal Capital Grants - FHWA	3,222,234.82
c409321 - Murray Street Bridge Seismic Retrofits	371,436.00
c401801- Federal Capital grants - STIP	57,512.00
c402215 - Unsignalized Crossing Improv. Proj	30,522.00
c402216 - Adv. Dilemma Zone Detec. & Retroreflect	
c400804-Soquel/Park Way Traffic Signal Impr.	
c401210 - Chestnut Street Slip Out -FHWA	
Total Federal Aid	3,681,704.82
Other Local Aid	
c401417 - MBUAPCI Grant	
g402001 - Local Roadway Safety Plan	
c400809 - Contributions from Residents	
c401413 MB Sanctuary Scenic Trail	
c409321 - Murray Street Bridge Seismic Retrofits	
Total Other Local Aid	
Monies made available from City and Local Sources	
c401319 - Arana Gulch - County of Santa Cruz	
c401013 - Citywide Streetlight LED - PG & E	
c401413 local capital grants - scrtc	
Total monies from City and Local Sources	
Article 8 - SCCRTC (TDA)	
c401111 - Laurel Street Pedestrian Crossing	
c401317 - Highway 1	
c401112 - Mission St Expension-Bike Ped	
c401308 - Bicycle Parking Program	327.75
m409335 - Bikeway Striping	27,399.93
c401710 - Contra Flow Bike Lane for Pacific Avenue	
c401801 - HSIP Cycle 8 Crossing Improvements	
c400809 - Arterial Streets	
c401902 - Pacific Avenue Sidewalk - Front to Second	
m400819 - West Cliff Drive Multi-Use Maintenance	2,118.60
c400058 - SLR Testle Bridge Connections	
Total Article 8	29,846.28
Transfers	
c401901 Transfer From Wastwater to General CIP	
c400035 - Transfer from Gas Tax to CIP Arterial (317)	-
c401501 - Transsfer from Gas Tax to Gen CIP (311)	-
c400809 - Transfer from Gas Tax to CIP Arterial	2,765,813.88
m401101 - Transfer from City Public Trust Fund	
c401201 - Transfer From CDBG	
m400819 - From CIP-In	
c401903 - Transfer from IIG fund	142,768.80
c401113 - Transfer from Sidewalk	
c409452 - Transfer from Sidewalk	
c401513 - From Economic Development	
c401208 - Transfer from Water Fund	92.10
c401501 - From Liability insurance	
m401101 - Transfer from Liability	
c401307 - Transfer from Wastewater	
c401307 - Transfer from Gas Tax To General CIP	
c401902 - Transfer from Arterial Streets to Gas Tax	
c401307 - Transfer from Arterial Streets	
c401309 - Transfer from Liability	
c401709 Transfer from Gas Tax to General CIP	
c401505 Transfer from Gas Tax to General CIP	
c401507 Transfer from Gas Tax to General CIP	
c401513 - Transfer from Gas Tax to General CIP	
Total Transfers	2,908,674.78
Interest and Other Revenue	103,996.00

Total Excluded Revenue		8,002,579.30

Total MOE Revenue - Total Excluded Revenue
5 Year Average FY13-FY17
3 Year Average FY15-FY17

\$3,658,677

FY23/24					
Amount	Project Number	Project/Non-Project Description	Funding Source	Expenditure Class	Expenditure Type
757,778.29		Engineering	Discretionary	Undistributed Engineering and Administration	Force Account
297,266.07		Engineering	Discretionary	Undistributed Engineering and Administration	Private Contract
1,238,273.57		Street Maintenance & Sidewalk	Discretionary	Maintenance-Patching	Force Account
1,105,379.56		Street Maintenance & Sidewalk	Discretionary	Maintenance-Patching	Private Contract
677,959.43		Traffic Engineering	Discretionary	Undistributed Engineering and Administration	Force Account
158,050.81		Traffic Engineering	Discretionary	Undistributed Engineering and Administration	Private Contract
44,421.21		Traffic Signal Maintenance	Special Gas Tax Funds	Undistributed Engineering and Administration	Force Account
193,165.95		Traffic Signal Maintenance	Special Gas Tax Funds	Undistributed Engineering and Administration	Private Contract
1,523.30		Street Lighting	Special Gas Tax Funds	Undistributed Engineering and Administration	Force Account
477,522.40		Street Lighting	Special Gas Tax Funds	Undistributed Engineering and Administration	Private Contract
270,918.37	c400805	State Route 1/9 Interesection Impr	Special Gas Tax Funds	Street Reconstruction	Private Contract
69.06	c400805	State Route 1/9 Interesection Impr	Special Gas Tax Funds	Street Reconstruction	Force Account
	c401003	Soquel at Frederick Minor Widenin	Special Gas Tax Funds	Street Reconstruction	Private Contract
	c401001	Branciforte Creek Bike/Ped Bridge	Special Gas Tax Funds	Construction-Pedestrian Ways & Bike Paths	Private Contract
	c401001	Branciforte Creek Bike/Ped Bridge	Special Gas Tax Funds	Construction-Pedestrian Ways & Bike Paths	Force Account
	c401303	Beach/Cliff Traffic Signal	Special Gas Tax Funds	Construction-Pedestrian Ways & Bike Paths	Private Contract
184.19	c401402	State Route 1 Bridge Replacement	Special Gas Tax Funds	Street Reconstruction	Force Account
19,336.00	c401402	State Route 1 Bridge Replacement	Special Gas Tax Funds	Street Reconstruction	Private Contract
	c401410	Ocean/Water Intersection Improve	Special Gas Tax Funds	Street Reconstruction	Force Account
	c401410	Ocean/Water Intersection Improve	Special Gas Tax Funds	Street Reconstruction	Private Contract
	c401602	Citywide Traffic Signal Controller U	Special Gas Tax Funds	Construction-Signals, Safety Devices, and Street Lights	Private Contract
	c401615	Bay Street Sidewalk Completion In	Special Gas Tax Funds	Construction-Pedestrian Ways and Bikepaths	Private Contract
	c401615	Bay Street Sidewalk Completion In	Special Gas Tax Funds	Construction-Pedestrian Ways and Bikepaths	Force Account
	c402113	Acquisition of Street Lights	Special Gas Tax Funds	Construction-Signals, Safety Devices, and Street Lights	Private Contract
4,623.53	c402215	Unsignalized Crossing Improv. Proj	Special Gas Tax Funds	Street Reconstruction	Force Account
237,181.96	c402215	Unsignalized Crossing Improv. Proj	Special Gas Tax Funds	Street Reconstruction	Private Contract
1,937.07	c402216	Adv. Dilemma Zone Detec. & Retrc	Special Gas Tax Funds	Construction-Pedestrian Ways and Bikepaths	Force Account
28,502.18	c402216	Adv. Dilemma Zone Detec. & Retrc	Special Gas Tax Funds	Construction-Pedestrian Ways and Bikepaths	Private Contract
	c401617	Citywide Safe Routes to School Cro	Special Gas Tax Funds	Construction-Signals, Safety Devices, and Street Lights	Private Contract
	c401617	Citywide Safe Routes to School Cro	Special Gas Tax Funds	Construction-Signals, Safety Devices, and Street Lights	Force Account
	c401801	HSIP Cycle 8 Crossing Improvemen	Special Gas Tax Funds	Construction-Pedestrian Ways and Bikepaths	Force Account
	c401801	HSIP Cycle 8 Crossing Improvemen	Special Gas Tax Funds	Construction-Pedestrian Ways and Bikepaths	Private Contract
	c401902	Pacific Avenue Sidewalk - Front to	Special Gas Tax Funds	Construction-Pedestrian Ways and Bikepaths	Private Contract
	c401902	Pacific Avenue Sidewalk - Fron to S	Special Gas Tax Funds	Construction-Pedestrian Ways and Bikepaths	Force Account
187,243.80	c401903	Downtown Intersection Improvem	Special Gas Tax Funds	Street Reconstruction	Private Contract
74,016.68	c409321	Murray St Bridge Seismic Retrofits	Special Gas Tax Funds	Construction-Pedestrian Ways and Bikepaths --	Force Account
465,858.43	c409321	Murray St Bridge Seismic Retrofits	Special Gas Tax Funds	Construction-Pedestrian Ways and Bikepaths --	Private Contract
9,655.10	c402211	Branciforte Drive Retaining Wall Pr	Special Gas Tax Funds	Construction	Private Contract
	m400819	West Cliff Dr Multi Use	Special Gas Tax Funds	Maintenance-Patching	Force Account
	m400819	West Cliff Dr Multi Use	Special Gas Tax Funds	Maintenance-Patching	Private Contract
	m401302	Bridge Maintenance	Special Gas Tax Funds	Street Reconstruction	Private Contract
	m409308	Bicycle Parking Program - Mainten	Special Gas Tax Funds	Maintenance-Other Street Purpose	Private Contract
	m409335	Bikeway Striping-Minor Impr Main	Special Gas Tax Funds	Maintenance-Other Street Purpose	Private Contract
146,690.47	c400809	City Arterial & Collector Street Rec	Non Discretionary	Maintenance - Overlay and Sealing	Force Account
3,469,123.41	c400809	City Arterial & Collector Street Rec	Non Discretionary	Maintenance - Overlay and Sealing	Private Contract
21,720.00	c400810	City Residential & Collector Street	Non Discretionary	Maintenance - Overlay and Sealing	Force Account
	c401302	Bridge Maintenance	Non Discretionary		
	m409308	Bicycle Parking Program - Mainten	Non Discretionary		
	c400810	City Residential & Collector Street	Non Discretionary	Maintenance - Overlay and Sealing	Private Contract
	c401307	Trevethan Storm Drain Project - PH	Non Discretionary	Street Reconstruction	Private Contract
92.10	c401208	Riverside Ave Utility Underground	Non Discretionary	Street Reconstruction	Force Account
	c401208	Riverside Ave Utility Underground	Non Discretionary	Street Reconstruction	Private Contract
	c401412	Pedestrian Crossing Enhancements	Non Discretionary	Construction-Pedestrian Ways & Bike Paths	Private Contract
	g402001	Local Roadway Safety Plan	Non Discretionary	Undistributed Engineering and Administration	Force Account
	g402001	Local Roadway Safety Plan	Non Discretionary	Undistributed Engineering and Administration	Private Contract
124,895.29	c401501	West Cliff Revetment Repair	Non Discretionary	Maintenance	Force Account
8,268,079.01	c401501	West Cliff Revetment Repair	Non Discretionary	Maintenance	Private Contract

9.

[illegible]

Source/location of supporting budget or fiscal statement documentation.
E.g. Annual State Controller Road Report

Certification:

I hereby certify that the


Finance Director Signature

3-13-2025
Date

Date _____